

MD 360/8 BASIC FM

Item number

EB10431708

GTIN

4015120431708



Product description

- Motion detector with **360° field of detection** For ceiling mounting
- **Range of up to 8 m** across at a recommended installation height of 3 m for use in small rooms and passageways with very little or no natural lighting
- 10 A high-performance relay
- Zero-cross switching for gentle switching
- Factory setting for immediate operational readiness

Offers special product features such as:

- Zero-cross switching

Technical data

GENERAL	
Device category	Ceiling-mounted motion detector
Product information	Please note the Explanation of circuit breaker in the download area of the product! Mounting position: Keep a safe distance of 5 m from radio antennas (e.g. WiFi access points).
User interface	Adjusting controller
Remote controllable	-
Conformity	CE, EAC, RoHS, WEEE, SundaHus
Warranty	5 years
ATTACHMENT	
Installation type	Recessed mounting
Installation position	Ceiling
Installation dimension	Installation depth: 90 mm, Ø 68 mm
Type of connection	Push terminal
Connectable wire cross section	1,5 - 2,5 mm ²
HOUSING	
Dimensions	Height/Depth 93 mm, Ø 101 mm
Weight	116 g
Material	UV-stabilised polycarbonate
Protection type	IP40
Permissible ambient temperature	0 °C...+50 °C
Relative humidity	5 - 93 %, non-condensing
Colour	white, similar to RAL 9010
ELECTRICAL VERSION	
Control system	ON/OFF
Protection class	II

Nominal voltage	230 V AC / 50 Hz
In-rush current	78 A / 5 ms
Power consumption	0,2 W

SENSORS

Detection angle	360°
Detection range diagonally	Ø 8 m
Detection range head-on	Ø 6 m
Field of detection	up to 50 m ²
Recommended installation height	3 m
Max. mounting height	5 m
Light measurement	mixed light
Level of brightness	5 - 1000 lx

CHANNELS (LIGHTING / HVAC)

Number of light channels	1
Push button input lighting	1
Push button input HVAC	-
Number of parallel switchable detectors	8
Slave input	-
Mode	Fully automatic
Switching delay from "light to dark"	30 s
Constant light control	-
Channel	C1 Lighting
Function	Switching
Switching capacity	230 V/50 Hz 2300 W/10 A (cos phi = 1) 1150 VA/5 A (cos phi = 0,5) 600 W LED
Switch contact	make contact / non-floating

MD 360/8 BASIC FM

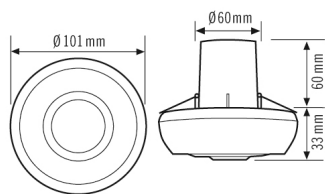
Item number	GTIN
EB10431708	4015120431708

Push button input	✓	Switch-off delay time	15 s...30 min (adjustable in steps)
Impulse mode	✓		

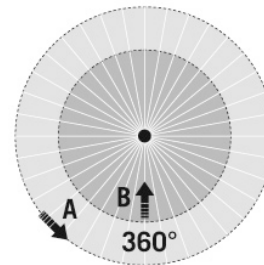
Accessories

Product designation	Item number	Product description	GTIN
Cover			
BASIC 8 LENS MASK	EB10423093	Lens mask 8 m	4015120423093
Electrical accessories			
FILTER 230 V	EP10426988	Filter for suppression of inductive loads, such as relays, contactors, fluorescent lamps and transformers	4015120426988
Protection			
BASKET GUARD ROUND SMALL	EM10425615	Basket guard for presence and motion detectors and smoke detectors, Ø 165 mm, height 70 mm	4015120425615

Dimension drawing



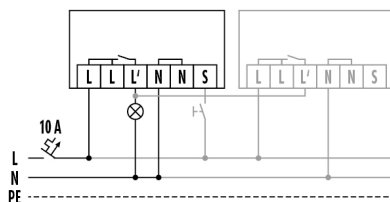
Field of detections



Detection range

Diagonally (A)	Ø 8 m
Frontal (B)	Ø 6 m

Circuit diagram



Standard with optional control via a closing button and parallel wiring of max. 8 devices.

MD 360/8 BASIC FM

Item number	GTIN
EB10431708	4015120431708

Detailed product description

- Motion detector with **360° field of detection** For ceiling mounting
- **Range of up to 8 m** across at a recommended installation height of 3 m for use in small rooms and passageways with very little or no natural lighting
- 10 A high-performance relay
- Zero-cross switching: Extension of the service life of the relay and bulbs with electronic ballasts (e.g. fluorescent lamps, LED) thanks to more gentle switching in zero-cross switching.
- Factory setting for immediate operational readiness
- Automatic lighting control
- Additional switch input
- Standard version as surface-mounted device, recessed ceiling mounting possible with accessories
- Sensing range upgrade through parallel connection